








## W101 Manual Spray Gun



- Improved manoeuvrability:  
Light weight (-30 g in comparison with W100)  
Better balanced center of gravity of gun body
- Improved atomization:  
New shape of air cap  
More stable pattern shape  
More uniform coating finish
- Available in pressure, suction and side gravity version

Model	Type of feed	 Ø mm	 bar	 Nℓ/min	 ml/min	 mm	 No.	 9
W101-082P	pressure	0.8	3.0	270	150	190	E2P	295
W101-102P		1.0		270	200	220	E2P	
W101-132P		1.3		220	200	210	E2P	
W101-152P		1.5		220	250	240	E2P	
W101-132S	suction	1.3	2.5	225	150	160	H2	
W101-152S		1.5		225	170	175	H2	
W101-181S		1.8		170	210	170	N1	
W101-101G	gravity	1.0	2.5	75	95	130	E1	
W101-132G		1.3		225	160	175	H2	
W101-152G		1.5		225	190	190	H2	
W101-181G		1.8		170	240	190	N1	

Max. Working Pressure: 6.8 bar (98 PSI)

Noise Level (LAeqT) 78.7 dB (A)

Temperature range: 5~40° C

Air nipple: G 1/4"

Fluid nipple: G 1/4"